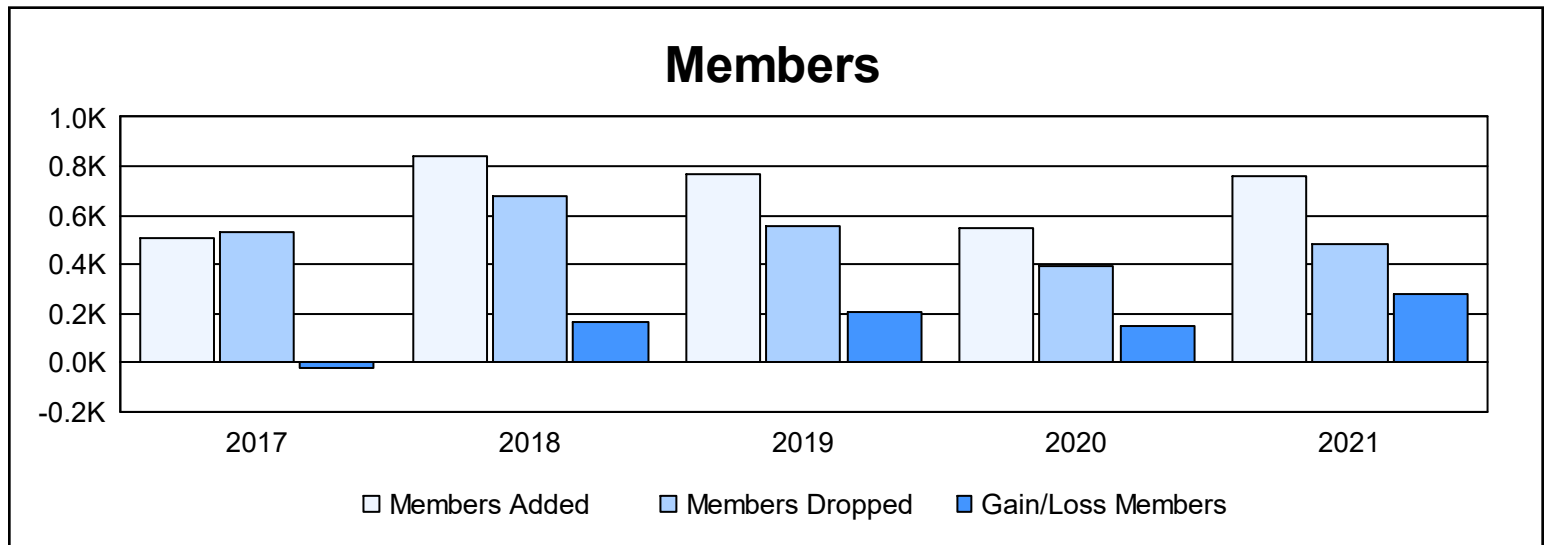
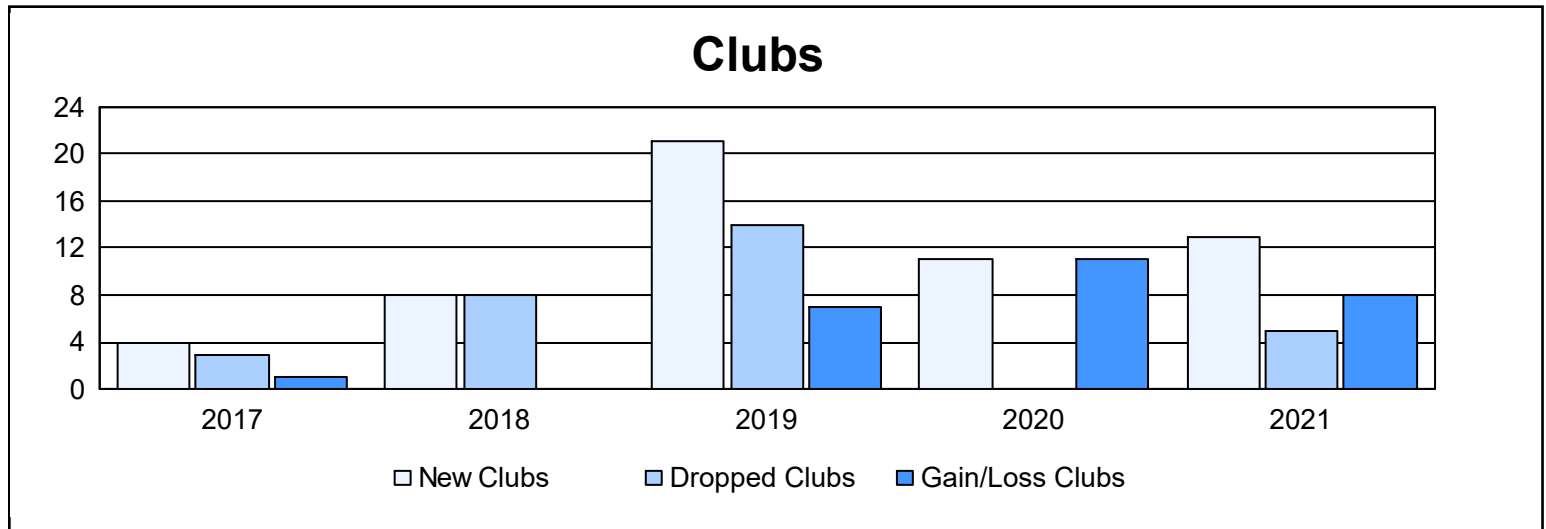
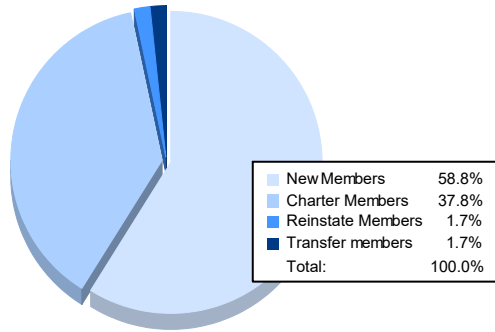


| Year | New Clubs | Dropped Clubs | Gain/ Loss Clubs | New Members | Charter Members | Reinstate Members | Transfer Members | Total Member Added | Total Members Dropped | Gain/ Loss Members |
|----------------|-----------|---------------|------------------|-------------|-----------------|-------------------|------------------|--------------------|-----------------------|--------------------|
| 2016-2017 | 4 | 3 | 1 | 381 | 102 | 15 | 11 | 509 | 534 | -25 |
| 2017-2018 | 8 | 8 | 0 | 469 | 273 | 92 | 10 | 844 | 676 | 168 |
| 2018-2019 | 21 | 14 | 7 | 288 | 454 | 16 | 6 | 764 | 559 | 205 |
| 2019-2020 | 11 | 0 | 11 | 254 | 262 | 27 | 1 | 544 | 394 | 150 |
| 2020-2021 | 13 | 5 | 8 | 448 | 288 | 13 | 13 | 762 | 480 | 282 |
| Average | 11 | 6 | 5 | 368 | 276 | 33 | 8 | 685 | 529 | 156 |



Membership Composition June 2021 Cumulative



Gender Composition June 2021 Cumulative

